



OKLAHOMA  
State Department  
of Health



Oklahoma Kindergarten Immunization Survey

# SUMMARY REPORT

2023 / 2024

Each year, the Oklahoma State Department of Health (OSDH), State Department of Education, and schools throughout the state conduct a survey to assess vaccination coverage and exemption status of children enrolled in public and private kindergarten programs.

Participation of schools in this survey is essential to capture immunization rates among children. Analysis of this data drives public health policy and program activities to improve vaccination coverage in Oklahoma. The Centers for Disease Control and Prevention (CDC) includes survey results in the national kindergarten survey report.

We appreciate the time and effort of our education partners participating in the annual survey.

# PARTICIPATION & RESPONSE RATES

- 92% of public schools and 55% of private schools submitted responses and data.
- Responses represent 95% of students enrolled in public programs and 62% in private.

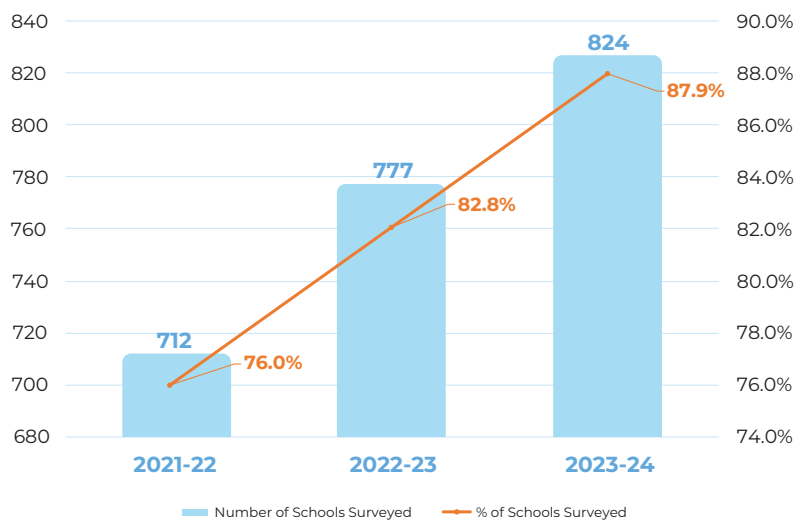
**92%**

Public Schools

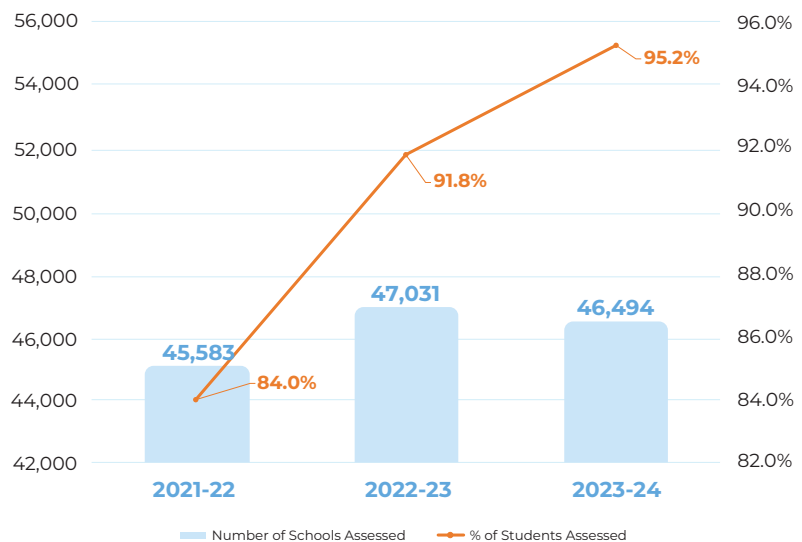
**55%**

Private Schools

Schools Surveyed



Students Assessed



# VACCINATION & EXEMPTION RATES

- 87% of public school and 81% of private school kindergartners were found to be fully vaccinated.
- Immunization exemption rates were found to be 5.6% for public schools and 9.0% for private schools.
- The highest vaccination rates among kindergartners for 2023-2024 were for the Varicella and Hepatitis B vaccines. MMR (measles, mumps, rubella) vaccines had the lowest coverage rates.

PERCENTAGE OF KINDERGARTNERS UP TO DATE ON VACCINATIONS BY VACCINE, 2023-2024

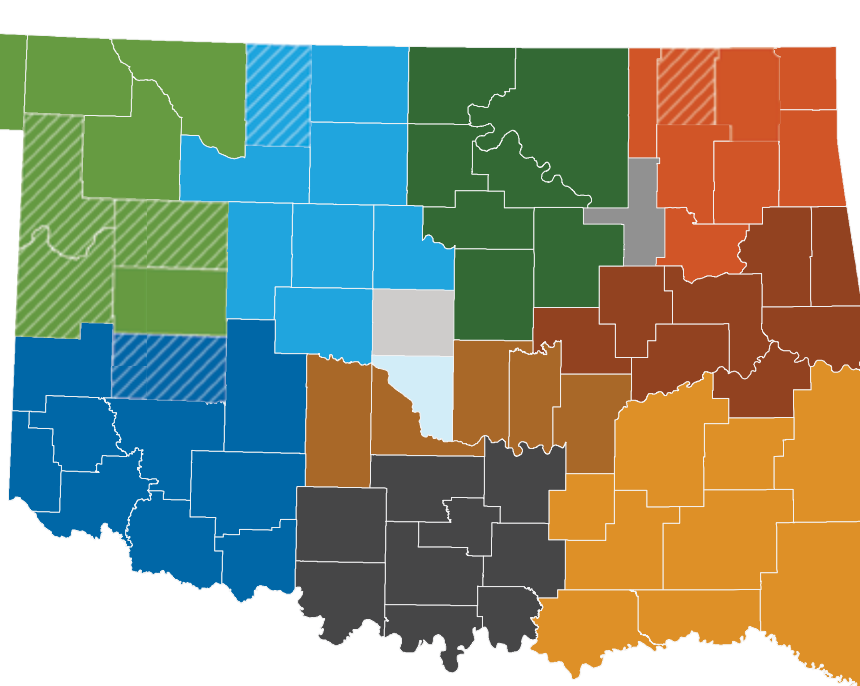
|              | 2021-22 | 2022-2023 | 2023-2024 |
|--------------|---------|-----------|-----------|
| All vaccines | 89.5%   | 87.5%     | 86.4%     |
| DTaP         | 91.7%   | 90.7%     | 92.4%     |
| Polio        | 94.1%   | 91.7%     | 93.1%     |
| MMR          | 95.9%   | 90.3%     | 91.8%     |
| Hep B        | 91.7%   | 94.8%     | 95.6%     |
| Hep A        | 92.5%   | 93.2%     | 93.6%     |
| Varicella    | 96.2%   | 95.4%     | 96.1%     |

PERCENTAGE OF KINDERGARTNERS WITH EXEMPTION FROM SCHOOL VACCINATION REQUIREMENTS BY VACCINE, AND EXEMPTION TYPE, 2023-2024

|               | MEDICAL EXEMPTION |                 | NONMEDICAL EXEMPTION |                 |
|---------------|-------------------|-----------------|----------------------|-----------------|
|               | PUBLIC SCHOOLS    | PRIVATE SCHOOLS | PUBLIC SCHOOLS       | PRIVATE SCHOOLS |
| All vaccines  | 0.1%              | 0.2%            | 4.1%                 | 6.7%            |
| DTaP          | 0.1%              | 0.2%            | 5.1%                 | 8.6%            |
| Polio         | 0.1%              | 0.2%            | 5.0%                 | 8.3%            |
| MMR           | 0.2%              | 0.2%            | 5.1%                 | 8.3%            |
| Hep B         | 0.1%              | 0.2%            | 4.3%                 | 7.0%            |
| Hep A         | 0.1%              | 0.2%            | 4.7%                 | 7.1%            |
| Varicella     | 0.1%              | 0.2%            | 4.3%                 | 6.9%            |
| Any exemption | 0.2%              | 0.2%            | 5.4%                 | 8.8%            |

## HEALTH DISTRICT

PUBLIC &  
PRIVATE SCHOOL  
KINDERGARTEN  
VACCINATION  
COVERAGE RATES  
BY HEALTH DISTRICT,  
2023-2024

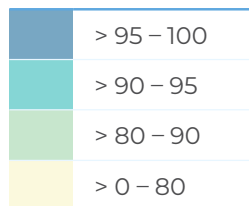


| HEALTH DISTRICT |  | UP TO DATE FOR ALL | ANY EXEMPTION |
|-----------------|--|--------------------|---------------|
| 1               |  | 84.65%             | 4.55%         |
| 2               |  | 88.48%             | 5.83%         |
| 3               |  | 86.91%             | 5.74%         |
| 4               |  | 87.88%             | 5.61%         |
| 5               |  | 85.20%             | 4.07%         |
| 6               |  | 88.02%             | 6.53%         |
| 7               |  | 86.46%             | 4.90%         |
| 8               |  | 87.00%             | 4.53%         |
| 9               |  | 86.67%             | 4.94%         |
| 10              |  | 91.33%             | 5.20%         |
| Oklahoma County |  | 84.16%             | 7.07%         |
| Tulsa County    |  | 85.58%             | 5.69%         |

# KINDERGARTEN IMMUNIZATION SURVEY GIS MAP


Discover school and county rates through an interactive map at [oklahoma.gov/health/immunizations](https://oklahoma.gov/health/immunizations).

## COUNTY RATES



% of Surveyed Kindergartners  
Up-To-Date On All Vaccines

## SCHOOL RATES

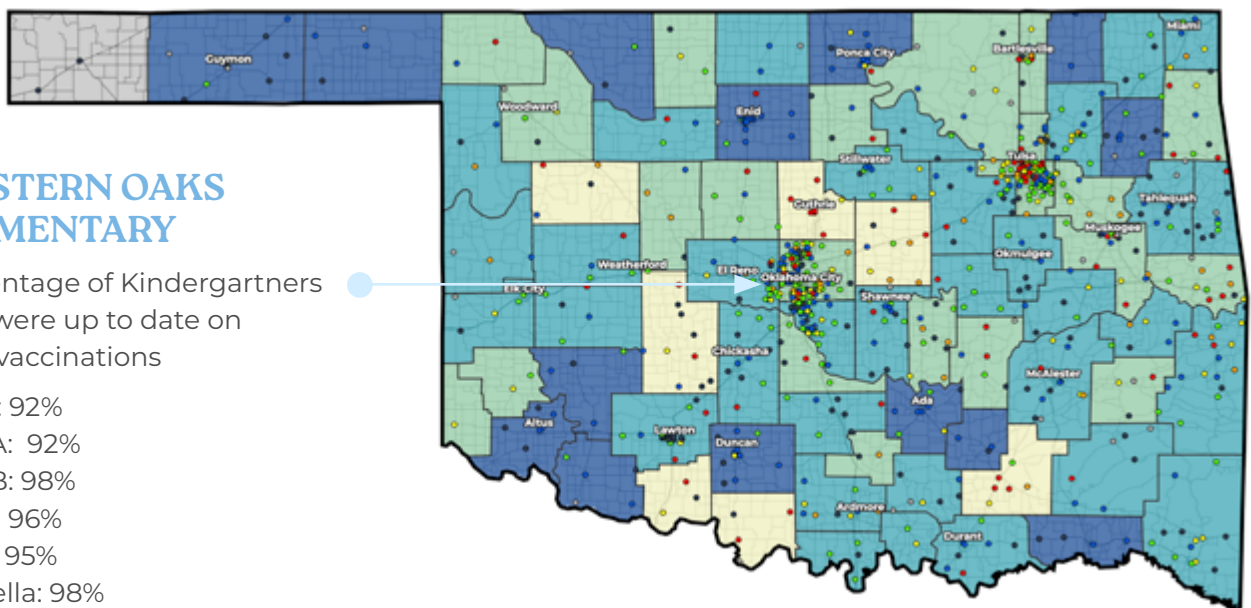


## WESTERN OAKS ELEMENTARY

Percentage of Kindergartners  
who were up to date on  
their vaccinations

DTaP: 92%  
Hep A: 92%  
Hep B: 98%  
MMR: 96%  
Polio: 95%  
Varicella: 98%  
All: 87%

2% of kindergartners had an exemption on file





**OKLAHOMA**  
State Department  
of Health



Oklahoma Kindergarten Immunization Survey

# SUMMARY REPORT

2023 / 2024

123 Robert S. Kerr Ave., Suite 1702  
Oklahoma City, OK 73102  
Phone: 405-426-8580  
E-mail: [immunize@health.ok.gov](mailto:immunize@health.ok.gov)  
Website: [oklahoma.gov/health/immunizations](https://oklahoma.gov/health/immunizations)

**If you have any questions  
regarding this summary,  
please contact the OSDH  
Immunization Service  
at 405-426-8580 and  
[immunize@health.ok.gov](mailto:immunize@health.ok.gov).**