

# ANALYSIS OF Depression in Oklahoma's SoonerCare Program



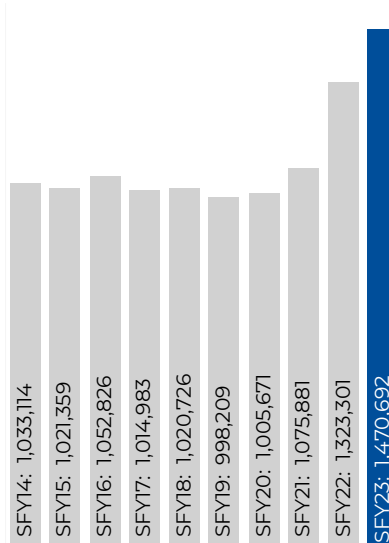
## SoonerCare Members

The prevalence of depression among all SoonerCare members rose to 8.4% in SFY2023, even outpacing the increase in total SoonerCare enrollment.

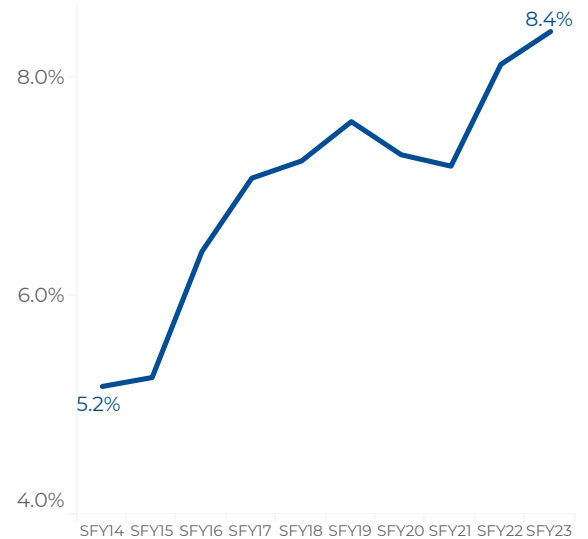
The majority of these were age 21-25, but nearly all age groups saw increases since SFY2022.

In SFY2023 there were  
**123,904** members  
with depression, or **8.4%** of  
all members

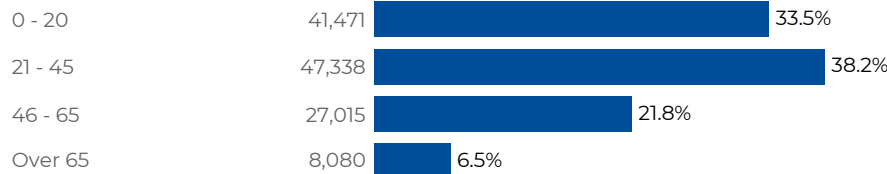
Total SoonerCare Enrollment



Depression Prevalence Rates



## Members with Depression by Age Group SFY2023



**38.2%**  
were 21 - 45  
47,338 members

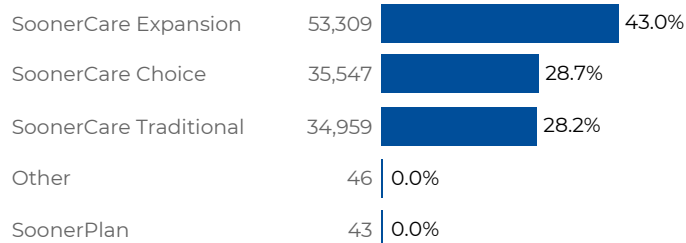
## Members with Depression by Eligibility Type SFY2023



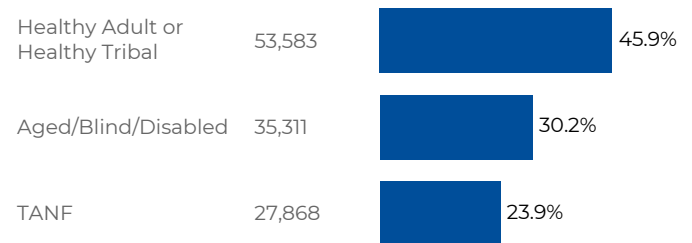
**81.1%**  
were Non-Dual Eligible\*  
100,537 members

*\*Dual Eligible: members enrolled in both Medicaid and Medicare*

## Members with Depression by Delivery System SFY2023



## Members with Depression by Qualifying Group SFY2023



## ANALYSIS OF

# Depression

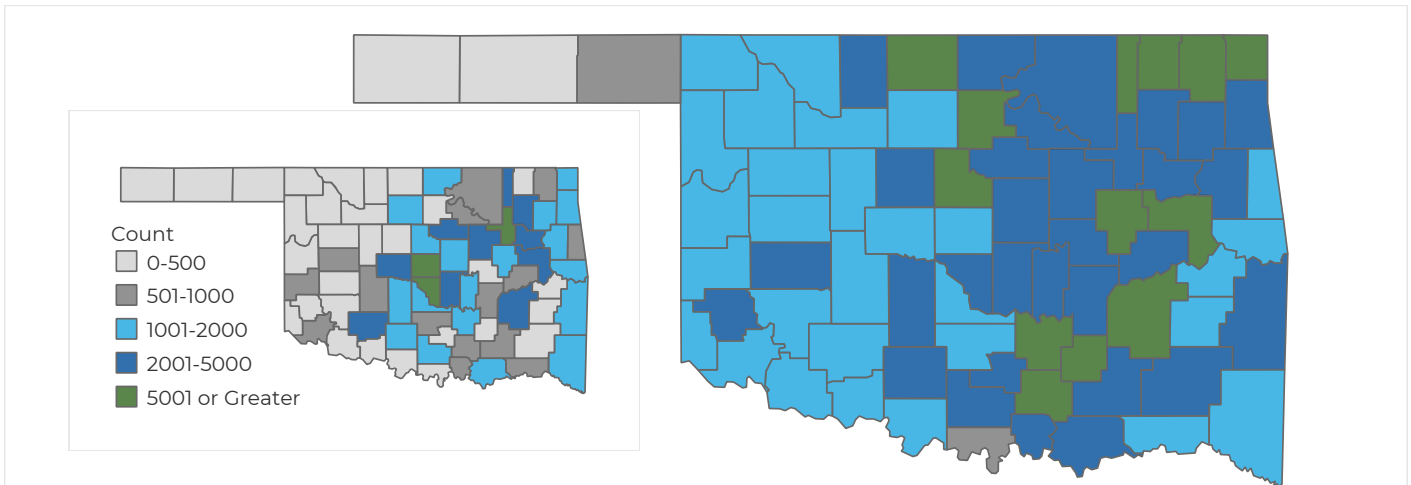
## in Oklahoma's SoonerCare Program



### Prevalence Rates



There does appear to be a strong cluster of depression diagnoses in the east/mid-east counties of the state. Thirteen counties have prevalence higher than 10% in SFY2023 - this was only ten in SFY2022.

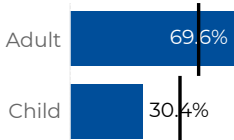


### SoonerCare Members with Depression

In SFY2023, depression was more prevalent among adults, females, and Caucasians than would be expected based on the demographic composition of all SoonerCare members. See details below. The black line represents the percent of total SoonerCare members.

**69.6%**

were adults  
86,261 members



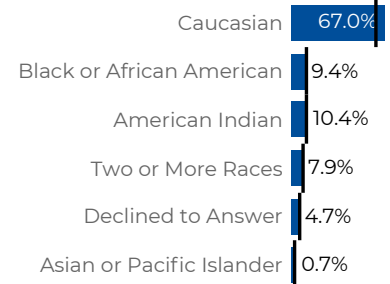
**68.6%**

were female  
85,048 members



**67.0%**

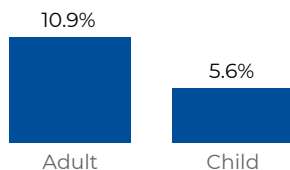
were Caucasian  
82,960 members



### Prevalence Rates Among SoonerCare Members

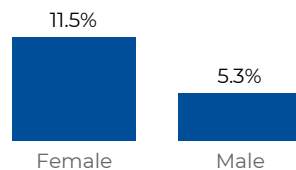
**10.9%**

of adult members had a diagnosis of depression



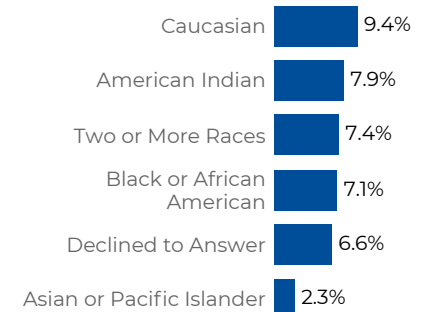
**11.5%**

of female members had a diagnosis of depression



**9.4%**

of Caucasian members had a diagnosis of depression



Demographics

# ANALYSIS OF Depression in Oklahoma's SoonerCare Program

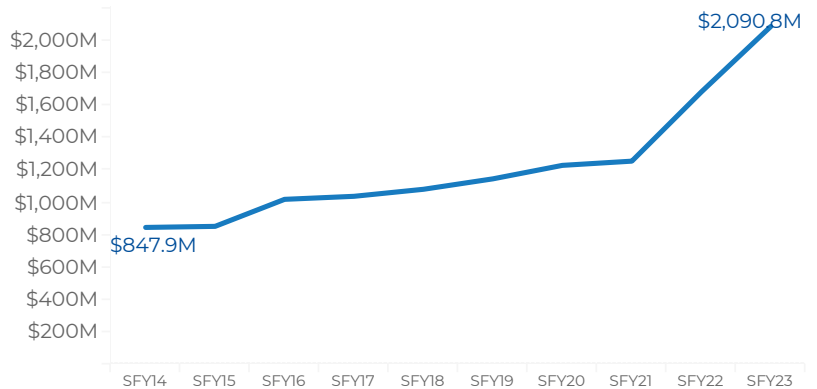


## Reimbursement Cost

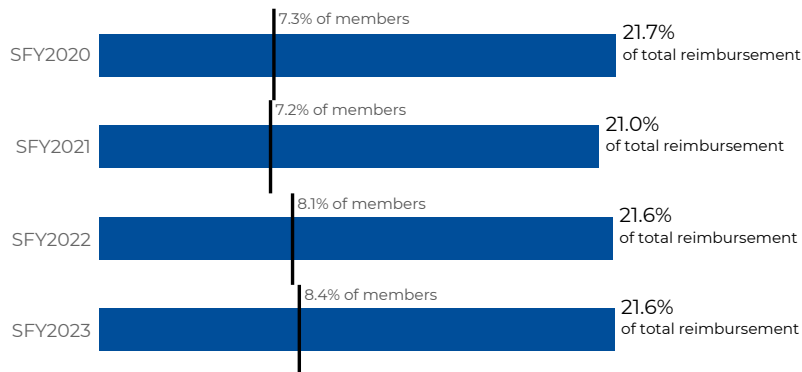
The total reimbursement for members with depression increased from \$1,685,811,033 in SFY2022 to \$2,090,791,742 in SFY2023. This is due primarily to an increase in total enrollment and a slight (8.1% to 8.4%) increase in prevalence, but total per member reimbursements for members with depression remained roughly stable.

The graph below illustrates how the percentage of reimbursement for services rendered for members with depression is disproportionately higher than the prevalence of members without depression.

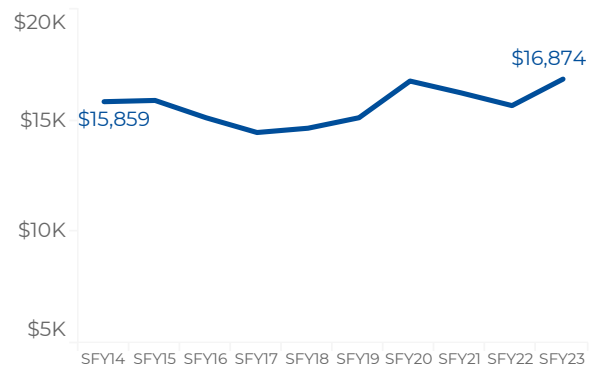
Annual Reimbursement for Members with Depression



SoonerCare Members with Depression: Percent of Total Reimbursement Compared to Percent of Total SoonerCare Enrollment



Average Reimbursement per Member with Depression



## \$2,090,791,743

Total reimbursement for members with depression

## \$16,874

Average reimbursement for members with depression

	Total Reimbursement	% of Total Reimbursement	Reimbursement per Member
Dual Eligible	\$566,973,375	27.1%	\$24,264
Non-Dual Eligible	\$1,523,818,368	72.9%	\$15,157
Adult	\$1,694,938,080	81.1%	\$19,649
Child	\$395,853,663	18.9%	\$10,516
Female	\$1,348,883,394	64.5%	\$15,860
Male	\$741,908,349	35.5%	\$19,094