

# Dual Enrollees Fast Facts

State Fiscal Year 2024



**OKLAHOMA**  
Health Care Authority

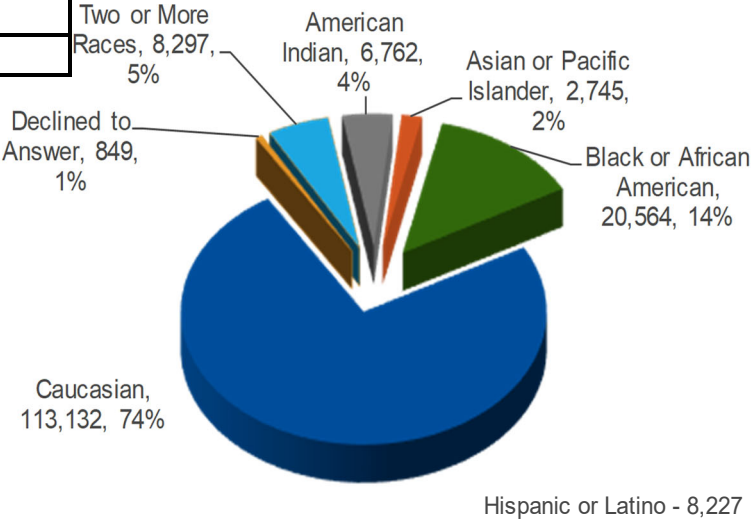
**Dual Enrollees** are members who are enrolled in both SoonerCare and Medicare. Dual Enrollees are entitled to Medicare Part A and/or Part B or Part C and qualify for some form of SoonerCare benefit. These members receive SoonerCare Supplemental or SoonerCare Traditional benefits. For more information go to our website at [www.okhca.org](http://www.okhca.org).

	Dual Enrollment	Total Enrollment	Percent of Total
Child	18	736,024	0.002%
Adult	152,331	782,073	19.5%
Total	152,349	1,518,097	10.0%

Total Enrollment excludes Insure Oklahoma.

Dual Enrollees by Gender and Age			
	Child	Adult	Total
Female	8	90,561	90,569
Male	10	61,770	61,780
Total	18	152,331	152,349

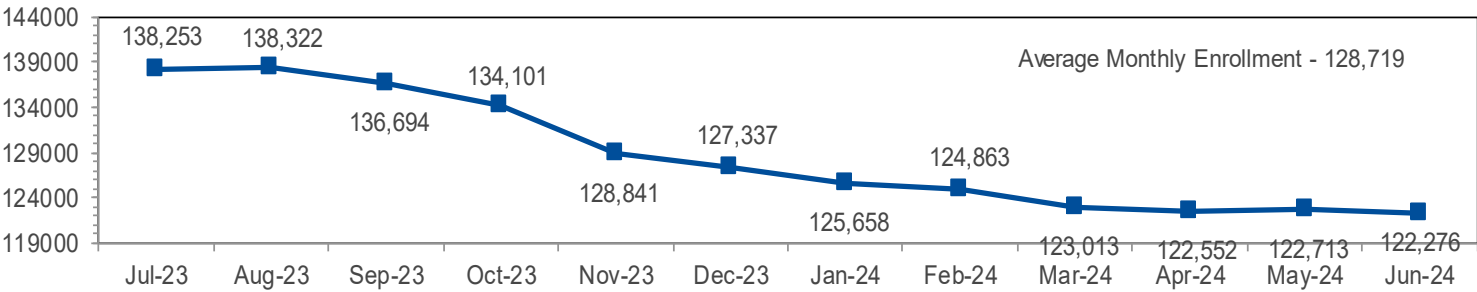
Dual Enrollees by Race




Dual Enrollees with Long-Term Care - 16,015  
Dual Enrollees in PACE program - 716  
Dual Enrollees in Waiver program - 25,156

Race is self-reported by members at the time of enrollment. The multiple race members have selected two or more races. Hispanic or Latino is an ethnicity not a race. Hispanics and Latinos can be of any race and are accounted for in a race category above.

Dual Enrollees Enrollment Trend



Dual Enrollees by Age



This publication is authorized by the Oklahoma Health Care Authority in accordance with state and federal regulations. OHCA is in compliance with the Title VI and Title VII of the 1964 Civil Rights Act and the Rehabilitation Act of 1973. For additional copies, you can go online to OHCA's web site [www.okhca.org](http://www.okhca.org) under Research/Statistics and Data ([www.okhca.org/research/data](http://www.okhca.org/research/data)). The Oklahoma Health Care Authority does not discriminate on the basis of race, color, national origin, gender, religion, age or disability in employment or the provision of services. Unless otherwise stated, CHILD is defined as an individual 18 and under. SFY is July to June. The data is valid as of the report date and is subject to change.

# Dual Enrollees by County - SFY2024



**OKLAHOMA**  
Health Care Authority

**Dual Eligible Total: 152,349**

- 0 to 400
- 401 to 900
- 901 to 2,500
- 2,501 to 15,000
- 15,000 and Above

